



School Annual Report 2023

Wagin District High School

Providing an empowering environment for life-long learning



Contents

School Overview	3
Student Numbers and Characteristics	4
Workforce composition.....	5
Student Attendance	6
Student Achievement and Progress	8
Parent/student/teacher satisfaction with the school	16
Capital Improvements	16
School Financial Summary.....	17
Progress Towards School Priorities.....	18

School Annual Report Wagin District High School



School Overview

Kaya, and welcome to the 2023 Wagin District High School Annual Report. Situated in the heart of the Upper Great Southern Region, 228 kilometres southeast of Perth, Wagin District High School proudly stands as a level 5 public education institution. We acknowledge with respect that our school is located on Wilman Country and honour the enduring cultural legacy that enriches the experiences of both our Aboriginal and non-Aboriginal students.

Wagin DHS embodies a culture of positivity and happiness, where community members, students, and staff alike are empowered to contribute meaningfully to the school's ethos. Our Kindergarten to Year 10 model combines the best elements of primary and secondary education, placing a paramount emphasis on pastoral care, shared responsibility, and individualized student support. To ensure the realization of our educational objectives, we foster a culture of continuous self-reflection and improvement, permeating all facets of school life. Our dedicated staff, comprised of both seasoned professionals and talented early career teachers, are united in their commitment to nurturing our students towards realizing their fullest potential. In the spirit of collaboration, we uphold respectful and nurturing relationships among students, staff, and families, cultivating an environment conducive to holistic learning and growth.



At Wagin DHS, we offer a diverse range of educational opportunities, facilitated by small class sizes and an engaging curriculum. Our subjects and courses encompass core disciplines such as Maths, English, HASS, and Science, as well as programs in Visual and Dramatic Arts, Music, Digital Technology, and more. Specialized offerings include a gifted and talented Drama program, dedicated Aboriginal Studies conducted in a Noongar room and Structured Workplace Learning for Year 9 and 10 students. Our facilities include a modern Home Economics classroom, a well-stocked library, an updated Design and Technology area, a Nature Play space, and a newly refurbished outdoor teaching and recreational zone for the High School.

Recognizing the invaluable role of parental and community involvement in enriching the educational journey, we prioritize collaboration and partnership. We actively engage with parents, carers, and the wider community, viewing their participation as integral to achieving our vision of fostering a lifelong love for learning. Our proactive Parent and Citizen Committee (P&C), in conjunction with various community groups, further enhance our school's vibrancy and inclusivity. In alignment with



our commitment to continuous improvement, we have developed the 2020-2023 Strategic Plan through collaborative efforts with students and parents. As we progressed through 2023, we remained steadfast in building upon our strengths and addressing areas for enhancement as we shape our 2024-2025 Strategic Plan.

For further discussions or inquiries regarding any aspect of this report, please feel free to contact us via phone at 98613200 or email.

Student Numbers and Characteristics

Semester 2

	2019	2020	2021	2022	2023
Primary (Excluding Kin)	172	176	157	156	147
Lower Secondary	48	55	54	55	46
Total	220	231	211	211	193

In 2023, Wagin DHS experienced a slight decline in school enrolment numbers, primarily attributed to a smaller-than-usual kindergarten cohort and students moving into the independent school system. However, there is optimism for a reversal in this trend for 2024, as current kindergarten pre-enrolments indicate a potential increase in overall numbers.

Despite this hopeful outlook, the issue of transiency persists, affecting school numbers as families relocate to town for short durations. Additionally, rental shortages remain a prevalent challenge faced by some families within our community.



Workforce Composition

Staff Numbers

	No	FTE	AB'L
Administration Staff			
Principals	1	1.0	0
Associate / Deputy / Vice Principals	2	2.0	0
Total Administration Staff	3	3.0	0
Teaching Staff			
Other Teaching Staff	14	11.9	0
Total Teaching Staff	14	11.9	0
School Support Staff			
Clerical / Administrative	4	2.4	1
Gardening / Maintenance	2	1.0	0
Instructional	1	0.6	1
Other Allied Professionals	13	7.9	2
Total School Support Staff	20	11.8	4
Total	37	26.7	4

The staff at Wagin DHS are dedicated to fostering an enriching environment where students can thrive in their lifelong learning journey. Our commitment to collaboration fosters a strong sense of collegiality among our team members, who work collaboratively to deliver high-quality curriculum and support services. Our ultimate objective is to ensure the success of every student under our care.

In line with this commitment, Wagin DHS offers a diverse range of specialist programs delivered by our dedicated staff. These programs encompass Visual Arts, Digital Technologies, Languages Other Than English (LOTE), Physical Education, and Home Economics, providing students with a well-rounded education.

Furthermore, our dedication to providing comprehensive educational opportunities led us to establish partnerships to ensure continuity in subject areas where staffing challenges arose. In the case of Science, Woodwork and Photography education, we partnered with the School of Isolated and Distance Education to deliver this vital subject to our students. The School also utilised 'Flying Squad' teachers throughout 2023 due to a critical shortage of teaching staff across the Education sector.

Mrs Tracy Pickering retained the Substantive Principal role with Mrs Amber Ward fulfilling to role throughout 2023. With Mrs Emma Kirk on leave as substantive Deputy Principal, Mrs Joanne King and Lisa Nelson filled these roles in a fixed term capacity alongside Mrs Leah Kellow who was permanently appointed as Deputy Principal late 2022.

Student Attendance

Attendance Overall Primary

	Non-Aboriginal			Aboriginal			Total		
	School	Like Schools	WA Public Schools	School	Like Schools	WA Public Schools	School	Like Schools	WA Public Schools
2021	88.8%	91.2%	92.4%	78.4%	77.9%	76.8%	87.4%	89.7%	91%
2022	82.3%	85.6%	88.3%	67.7%	68.8%	69.5%	79.6%	83.3%	86.6%
2023	84.5%	89%	90.3%	73.5%	74.7%	74.3%	82.7%	86.3%	88.9%

Attendance Overall Secondary

	Non-Aboriginal			Aboriginal			Total		
	School	Like Schools	WA Public Schools	School	Like Schools	WA Public Schools	School	Like Schools	WA Public Schools
2021	73.3%	85.3%	86.5%	60.8%	68.5%	62.6%	70.3%	83.3%	84.4%
2022	64.8%	80.8%	83%	42.9%	63.3%	55.2%	58.3%	78.5%	80.4%
2023	69%	82.1%	84.9%	60.2%	64.2%	59.2%	66.6%	79.8%	82.5%

Attendance rates have increased across the school which is very pleasing, however they remain low enough to be of significant concern compared to the Western Australian Public School average. There has been a notable rise in students categorised as attending regularly and we continue to promote the benefit of regular attendance to our school community. In our primary cohort, there is a noted decline in students who are severely at risk due to limited attendance, and we continue to support students and their families to increase their attendance rate. Transiency and extended absences amongst a small group of students continues to be a significant concern and is a focus for 2024.

Worth noting, is the number of students who were 'regular' attendees in 2023. 'Regular' means the student is in attendance for 90% of school days and attendance rates in this category are critical to the effective delivery of curriculum content. Through 2023 we made significant gains in the number of primary students attending regularly; however, our secondary cohort continues to be characterised by a majority of students being 'at-risk' for attendance (below 90%).

Staffing shortages and teacher turnover in the High School had a significant impact on education programs and continuity of learning and this reduced student engagement and attitude towards school. It is important to note that the incidence of school refusal is increasing and subsequently resulted in critically low attendance for a small group of students. This does skew overall data, particularly in the secondary cohort, where numbers are quite low.

Non-attendance is managed by the classroom teacher who monitors unauthorised absence and works with parents to gain reasons for each student absence. The school offers intensive case management support to students and families referred to the Administration team as of concern, regularly following up on student absence and engagement issues. A focus on wellbeing and enhanced curriculum provision in the High School as well as a target for Workplace Learning is intended as a means to increase engagement, attendance and student satisfaction.

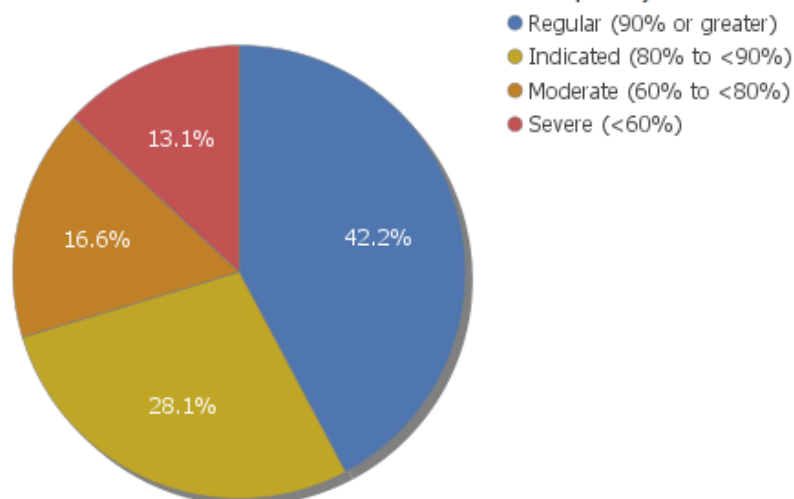
Attendance Overall Primary

	Attendance Category			
	Regular	At Risk		
		Indicated	Moderate	Severe
2021	54.8%	27.1%	13.9%	4.2%
2022	25.3%	36.7%	25.9%	12.0%
2023	37.2%	32.1%	23.1%	7.7%
Like Schools 2023	52.3%	26.7%	14.6%	6.4%
WA Public Schools	61.0%	25.0%	10.0%	4.0%

Attendance Overall Secondary

	Attendance Category			
	Regular	At Risk		
		Indicated	Moderate	Severe
2021	17.5%	27.0%	28.6%	27.0%
2022	9.4%	18.8%	28.1%	43.8%
2023	14.0%	28.0%	30.0%	28.0%
Like Schools 2023	35.7%	29.9%	20.8%	13.5%
WA Public Schools	47.0%	26.0%	16.0%	11.0%

Attendance Profile 2023 Semester 2 Compulsory



Student Achievement and Progress

Wagin DHS received a Certificate of Commendation and a letter from the Minister of Education congratulating the school on student performance in primary school Reading, Writing and Numeracy. This indicates that our strong performance is continuing and that whole school programs and interventions are successful.

For 2023, there were a number of significant changes to the NAPLAN assessments. Together with all schools across Australia, we moved to an earlier test window in March, and the results were reported using a new proficiency standard. The proficiency standards include:

Exceeding: The student's result exceeds expectations at the time of testing.

Strong: The student's result meets challenging but reasonable expectations at the time of testing.

Developing: The student's result indicates they are working towards expectations at testing.

Needs additional support: The student's result indicates that they are not achieving the learning outcomes expected at the time of testing. They are likely to need additional support to progress satisfactorily.

As most NAPLAN tests are now adaptive, which means that each test presents questions that may be more or less difficult depending on a student's prior responses, NAPLAN measurement scales have changed, and our 2023 data cannot be directly compared with previous performance. We must also acknowledge the small cohorts in secondary classes. Due to our small Year 7 and 9 cohorts in 2023, care must be taken when interpreting the associated data.



Our current Strategic Plan Target states that *by 2026, the total percentage of students at or above standard (developing, strong and exceeding bands) for Year 3, 5, 7 and 9 will be equivalent to or better than like schools across all NAPLAN assessments.* Our progress toward this target is highlighted below with items on track to meet the target marked and items of concern marked . We were incredibly pleased with Spelling results across the school. As indicated below, our most concerning domain assessed in March was Year 9 writing and this became a strong driver moving through 2023 and into 2024. Our focus remains on strong early phonics and reading instruction, quality intervention for those under the expected standard in Reading and consistent, school wide pedagogical approaches in Literacy and Numeracy across the school, enabling year on year progress for every student.



NAPLAN

Comparative Performance for Numeracy

Numeracy	Performance	Students
	2023	2023
Year 3	1.6	16
Year 5	1.7	27
Year 7	0.0	11
Year 9	0.6	13

Comparative Performance for Reading

Reading	Performance	Students
	2023	2023
Year 3	0.5	16
Year 5	0.8	27
Year 7	-0.3	11
Year 9	0.5	12

Comparative Performance for Writing

Writing	Performance	Students
	2023	2023
Year 3	1.1	16
Year 5	0.7	28
Year 7	0.6	10
Year 9	-1.2	14

Comparative Performance for Spelling

Spelling	Performance	Students
	2023	2023
Year 3	1.1	16
Year 5	1.6	25
Year 7	1.8	10
Year 9	1.2	13

Comparative Performance for Grammar & Punctuation

Grammar & Punctuation	Performance	Students
	2023	2023
Year 3	1.3	16
Year 5	1.0	25
Year 7	0.7	10
Year 9	0.4	13

- Above Expected - more than one standard deviation above the predicted school mean
- Expected - within one standard deviation of the predicted school mean
- Below Expected - more than one standard deviation below the predicted school mean
- If blank, then no data available or number of students is less than 6



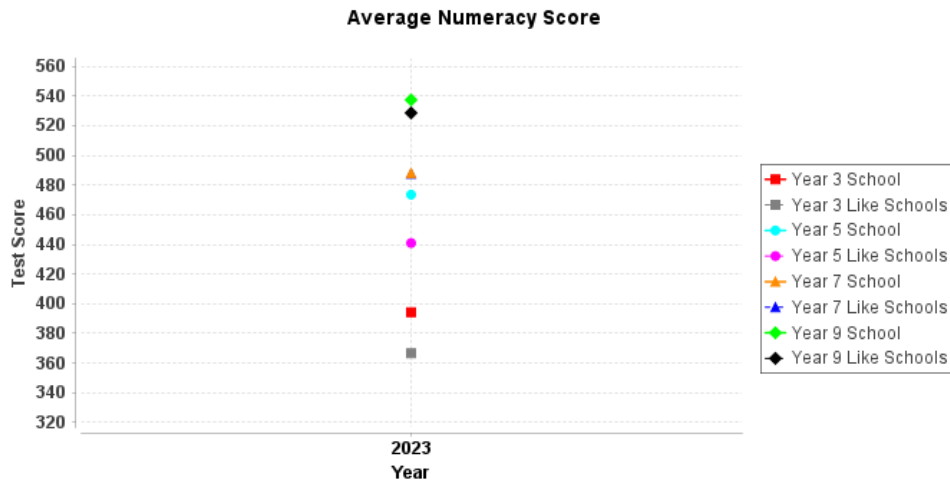
2023 Numeracy

☑ 88% of Year 3 students at Wagin DHS achieved results at or above the expected standard which was higher than like schools (79%) and WA Public Schools (85%)

☑ 78% of Year 5 students at Wagin DHS achieved results at or above the expected standard which was higher than like schools (75%)

☑ 81% of Year 7 students at Wagin DHS achieved results at or above the expected standard which was higher than like schools (75%)

☑ 92% of Year 9 students at Wagin DHS achieved results at or above the expected standard which was higher than like schools (80%) and WA Public Schools (90%)



Percentage of students in each Proficiency Level

include School Student Numbers

Proficiency Level	Year 3 Numeracy			Year 5 Numeracy			Year 7 Numeracy			Year 9 Numeracy		
	School	Like Schools	WA Public Schools	School	Like Schools	WA Public Schools	School	Like Schools	WA Public Schools	School	Like Schools	WA Public Schools
	2023	2023	2023	2023	2023	2023	2023	2023	2023	2023	2023	2023
Exceeding	13%	4%	11%	19%	4%	11%	0%	3%	12%	0%	3%	11%
Strong	44%	40%	50%	33%	40%	53%	45%	40%	49%	54%	44%	53%
Developing	31%	31%	24%	26%	31%	23%	36%	32%	24%	38%	33%	24%
NAS	13%	24%	14%	22%	25%	12%	18%	24%	13%	8%	20%	10%



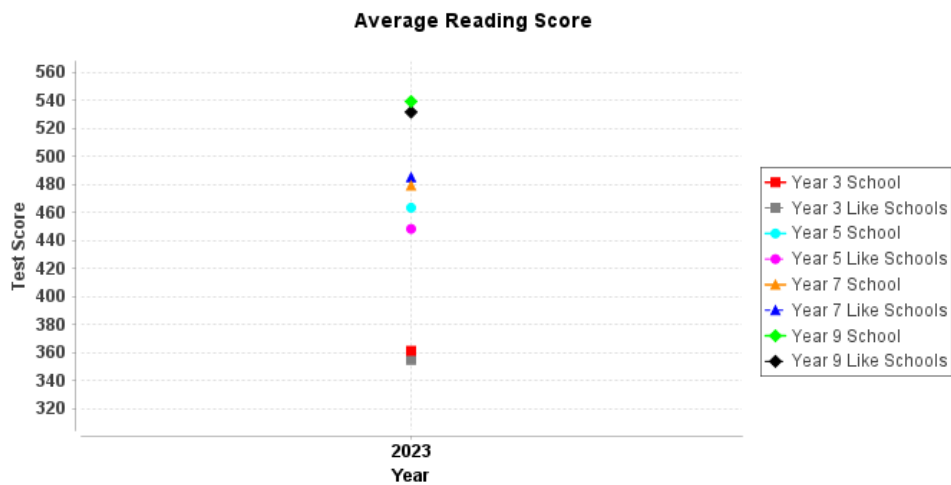
2023 Reading

☑ 81% of Year 3 students at Wagin DHS achieved results at or above the expected standard which was higher than like schools (76%)

☑ 78% of Year 5 students at Wagin DHS achieved results at or above the expected standard which was similar to like schools (80%)

☑ 81% of Year 7 students at Wagin DHS achieved results at or above the expected standard which was higher than like schools (74%)

☑ 75% of Year 9 students at Wagin DHS achieved results at or above the expected standard which was similar to like schools (77%)



Percentage of students in each Proficiency Level

include School Student Numbers

Proficiency Level	Year 3 Reading			Year 5 Reading			Year 7 Reading			Year 9 Reading		
	School	Like Schools	WA Public Schools	School	Like Schools	WA Public Schools	School	Like Schools	WA Public Schools	School	Like Schools	WA Public Schools
	2023	2023	2023	2023	2023	2023	2023	2023	2023	2023	2023	2023
Exceeding	6%	8%	16%	15%	9%	18%	0%	7%	17%	0%	7%	17%
Strong	50%	38%	45%	52%	45%	51%	36%	38%	45%	67%	39%	46%
Developing	25%	30%	24%	11%	26%	18%	45%	29%	22%	8%	35%	25%
NAS	19%	24%	14%	22%	21%	11%	18%	26%	14%	25%	19%	10%



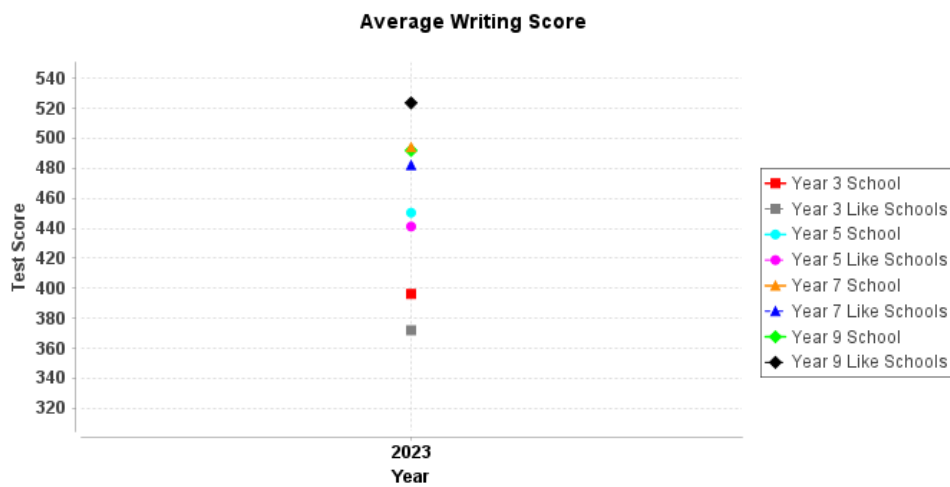
2023 Writing

☑ 88% of Year 3 students at Wagin DHS achieved results at or above the expected standard which was higher than like schools (79%) and similar to WA Public Schools (90%)

☑ 78% of Year 5 students at Wagin DHS achieved results at or above the expected standard which was similar to like schools (79%)

☑ 90% of Year 7 students at Wagin DHS achieved results at or above the expected standard which was higher than like schools (75%) and WA Public Schools (86%)

☒ 71% of Year 9 students at Wagin DHS achieved results at or above the expected standard which was lower than like schools (79%)



Percentage of students in each Proficiency Level

include School Student Numbers

Proficiency Level	Year 3 Writing			Year 5 Writing			Year 7 Writing			Year 9 Writing		
	School	Like Schools	WA Public Schools	School	Like Schools	WA Public Schools	School	Like Schools	WA Public Schools	School	Like Schools	WA Public Schools
	2023	2023	2023	2023	2023	2023	2023	2023	2023	2023	2023	2023
Exceeding	0%	5%	9%	7%	4%	10%	0%	4%	11%	7%	7%	16%
Strong	75%	54%	65%	46%	47%	54%	30%	34%	45%	50%	33%	40%
Developing	13%	20%	14%	25%	28%	22%	60%	37%	28%	14%	39%	31%
NAS	13%	21%	10%	21%	22%	12%	10%	26%	14%	29%	21%	11%



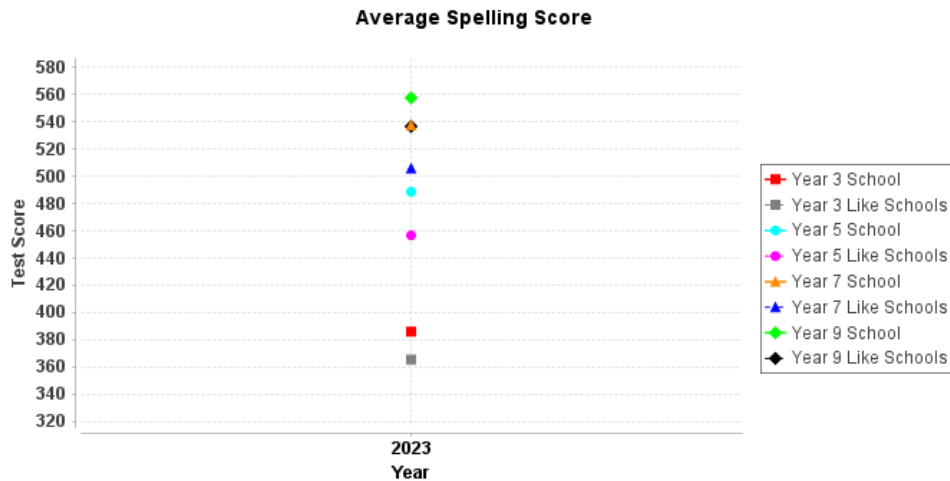
2023 Spelling

☑ 82% of Year 3 students at Wagin DHS achieved results at or above the expected standard which was higher than like schools (78%)

☑ 96% of Year 5 students at Wagin DHS achieved results at or above the expected standard which was higher than like schools (81%) and WA Public Schools (89%)

☑ 100% of Year 7 students at Wagin DHS achieved results at or above the expected standard which was higher than like schools (73%) and WA Public Schools (90%)

☑ 100% of Year 9 students at Wagin DHS achieved results at or above the expected standard which was higher than like schools (82%) and WA Public Schools (91%)



Percentage of students in each Proficiency Level

include School Student Numbers

Proficiency Level	Year 3 Spelling			Year 5 Spelling			Year 7 Spelling			Year 9 Spelling		
	School	Like Schools	WA Public Schools	School	Like Schools	WA Public Schools	School	Like Schools	WA Public Schools	School	Like Schools	WA Public Schools
	2023	2023	2023	2023	2023	2023	2023	2023	2023	2023	2023	2023
Exceeding	19%	11%	15%	12%	13%	20%	0%	11%	22%	0%	8%	19%
Strong	44%	34%	42%	56%	44%	48%	90%	48%	49%	69%	48%	52%
Developing	19%	33%	28%	28%	24%	20%	10%	24%	18%	31%	26%	19%
NAS	19%	22%	13%	4%	19%	11%	0%	17%	10%	0%	17%	9%



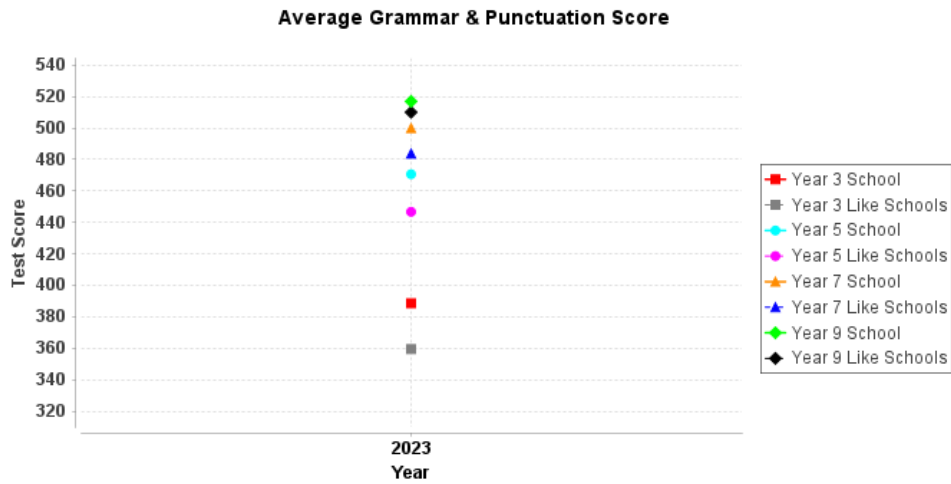
2023 Grammar & Punctuation

☑ 75% of Year 3 students at Wagin DHS achieved results at or above the expected standard which was higher than like schools (69%)

☑ 88% of Year 5 students at Wagin DHS achieved results at or above the expected standard which was higher than like schools (75%) and WA Public Schools (86%)

☑ 90% of Year 7 students at Wagin DHS achieved results at or above the expected standard which was higher than like schools (69%) and WA Public Schools (84%)

☑ 92% of Year 9 students at Wagin DHS achieved results at or above the expected standard which was higher than like schools (75%) and WA Public Schools (86%)



Percentage of students in each Proficiency Level

include School Student Numbers

Proficiency Level	Year 3 Grammar & Punctuation			Year 5 Grammar & Punctuation			Year 7 Grammar & Punctuation			Year 9 Grammar & Punctuation		
	School	Like Schools	WA Public Schools	School	Like Schools	WA Public Schools	School	Like Schools	WA Public Schools	School	Like Schools	WA Public Schools
	2023	2023	2023	2023	2023	2023	2023	2023	2023	2023	2023	2023
Exceeding	0%	4%	8%	4%	5%	13%	0%	5%	13%	0%	5%	14%
Strong	50%	30%	42%	44%	35%	46%	50%	36%	44%	38%	32%	40%
Developing	25%	35%	30%	40%	36%	26%	40%	30%	25%	54%	38%	30%
NAS	25%	31%	18%	12%	25%	14%	10%	29%	16%	8%	25%	14%



Post School Destination

Year 6

Destination Schools	Male	Female	Total
4102 Wagin District High School	4	8	12
4039 Narrogin Senior High School	3	3	6
1193 Hale School	2		2
1029 Bunbury Catholic College		1	1
4132 Cecil Andrews College	1		1
1465 Court Grammar School	1		1
1429 Georgiana Molloy Anglican Sch		1	1
1431 Great Southern Grammar School	1		1
4054 Rockingham Senior High School	1		1
4128 Safety Bay Senior High School		1	1
1157 St Mary's Anglican Girls' Sch		1	1

Year 10

Destination Schools	Male	Female	Total
4039 Narrogin Senior High School	2	1	3
4184 Atwell College		1	1

There was a wide range of destination schools for the 2022 cohort. Eight of the Year 6 graduating class moved into the Independent school system, with six transitioning to Narrogin Senior High School. We continue to work on strengthening our middle school opportunities and vocational pathways to ensure Wagin DHS remains a competitive option for families who prefer to keep their children in their local school.



Of twelve Year 10 students, only three transitioned into senior schools. The regional participation team assisted with arrangements as some students moved into fulltime work or training.

Parent/Student/Teacher Satisfaction with the School

A National School Opinion Survey was conducted at the end of Term 4 after which Education Services Australia decommissioned The School Survey Tool. When the replacement survey tool is available we will be advised by DoE. We are unable to download survey results or access generated reports at this time.



Capital Improvements

Enhancements to Outdoor Spaces:

- Beautification and Enhancements for High School Outdoor Areas, including new shelter, paving and seating
- Introduction of a New Outdoor Play Gym for Secondary Students
- Removal of Artificial Turf and Replacement of Floor Guttering within the Cluster play area
- Installation of Swings on the Oval

Improvements to Indoor Spaces:

- Refurbishment of Breakout Spaces, including Flooring and Furnishings
- Installation of New Flooring in Room 10 and High School Hallway

Integration of Enhanced Technology:

- Provision of a Bank of 30 New Laptops and 6 Desktop Stations in the Library
- Replacement of switches throughout the school to improve connectivity

Future Developments:

- Finalisation of Plans for a modern Science Room, Awaiting Tender Award
- Upgrade irrigation systems on the oval and ensure continuity of mains water supply

School Financial Summary

INCOME - Dec 2023 (Verified Dec Cash)		
	Current Budget (\$)	Actual YTD (\$)
Carry Forward (Cash)	547,404	547,404
Carry Forward (Salary)	94,924	94,924
STUDENT-CENTRED FUNDING		
Per Student	1,839,277	1,839,277
School and Student Characteristics	1,374,027	1,374,027
Disability Adjustments	29,163	29,163
Targeted Initiatives	287,675	287,675
Operational Response Allocation	3,177	3,177
Total Funds:	3,533,319	3,533,319
TRANSFERS AND ADJUSTMENTS		
Regional Allocation	0	0
Transition Adjustment	0	0
School Transfers – Salary	(95,713)	(95,713)
School Transfers - Cash	106,910	106,910
Department Adjustments	0	0
Total Funds:	11,197	11,197
LOCALLY RAISED FUNDS (REVENUE)		
Voluntary Contributions	7,759	7,759
Charges and Fees	11,762	11,833
Fees from Facilities Hire	550	550
Fundraising/Donations/Sponsorships	12,550	14,665
Commonwealth Govt Revenues	0	0
Other State Govt/Local Govt Revenues	0	0
Revenue from CO, Regional Office and Other scho	2,383	3,025
Other Revenues	203	31,041
Transfer from Reserve or DGR	9,141	9,141
Residential Accommodation	0	0
Farm Revenue (Ag and Farm Schools only)	0	0
Camp School Fees (Camp Schools only)	0	0
Total Funds:	44,348	78,014
TOTAL	4,231,192	4,264,858
EXPENDITURE - Dec 2023 (Verified Dec Cash)		
	Current Budget (\$)	Actual YTD (\$)
SALARIES		
Appointed Staff	2,887,653	2,887,653
New Appointments	0	0
Casual Payments	265,015	265,015
Other Salary Expenditure	2,097	2,097
Total Funds:	3,154,765	3,154,765
GOODS AND SERVICES (CASH EXPENDITURE)		
Administration	26,061	21,721
Lease Payments	32,574	30,828
Utilities, Facilities and Maintenance	172,275	157,696
Buildings, Property and Equipment	90,492	84,041
Curriculum and Student Services	157,921	158,035
Professional Development	33,961	34,928
Transfer to Reserve	39,227	39,227
Other Expenditure	3,723	6,086
Payment to CO, Regional Office and Other schools	0	0
Residential Operations	0	0
Residential Boarding Fees to CO (Ag Colleges only)	0	0
Farm Operations (Ag and Farm Schools only)	0	0
Farm Revenue to CO (Ag and Farm Schools only)	0	0
Camp School Fees to CO (Camp Schools only)	0	0
Total Funds:	556,234	532,562
TOTAL	3,710,999	3,687,327

Progress Towards School Priorities

Identified School Priority	2023 Focus Area	Outcomes
Success for All	Refinement of the School Wide Pedagogical Model in English (2023):	<ul style="list-style-type: none"> • Our collaborative efforts have resulted in the successful refinement of our pedagogical model in English, integrating research-based strategies and feedback from stakeholders. This has enhanced the quality of instruction and student engagement in English classrooms. • Successfully trained all Early Years staff in Sounds-Write methodology to ensure consistent English instruction.
	Building Teacher Capacity with Data-Driven Instruction Using the Elastik Platform	<ul style="list-style-type: none"> • Through comprehensive training and ongoing support, our educators have embraced data-driven practices, leveraging the Elastik platform to drive targeted teaching programs. As a result, we have seen improvements in student achievement and personalized learning experiences.
	Improvement of Induction Procedures and Transition Support to Wagin's Whole School Instructional Approach	<ul style="list-style-type: none"> • Our enhanced induction procedures and support systems have facilitated a smooth transition for new staff, ensuring alignment with Wagin's Whole School Instructional Approach in the Primary school. In high school, we are challenged by frequent staff turnover, making it difficult to ensure all staff on the team have the required skills and/or training opportunities to meet this goal.
	Focus on Vocational Education and Training Pathways for Year 9 and 10 Students	<ul style="list-style-type: none"> • Our commitment to vocational education has provided valuable opportunities for students to explore diverse career pathways and gain real-world skills. By collaborating with industry partners and offering tailored programs, we have empowered students to thrive in their chosen vocational fields.

Safe and Supportive Learning Environment	Enhanced Learning Environment	<ul style="list-style-type: none"> Continued planning and execution to enhance both indoor and outdoor learning environments, fostering enriched educational experiences.
	Social Emotional Learning Focus	<ul style="list-style-type: none"> Utilised the Circle of Courage Framework school-wide, with staff receiving professional learning sessions to integrate its principles into their practice. Successfully conducted and analysed the annual Social Emotional Wellbeing survey, facilitating informed strategies to support the comprehensive wellness of individuals within the community. Implemented phase-appropriate Social and Emotional Learning (SEL) programs in the Primary School, tailored to each stage of learning Provided trauma-informed Team Teach training to unqualified staff, emphasizing proactive strategies, conflict reduction, and de-escalation.
	Enhanced Case Management Practice for Students at Educational Risk	<ul style="list-style-type: none"> Enhanced support systems for students at educational risk, ensuring tailored interventions and resources are in place to address their needs effectively. Enhance systems to support Students at Educational Risk Increased overall attendance rates across the school, with a targeted focus on engaging students, fostering a more inclusive and supportive learning environment. Successfully enhanced the capabilities of support staff in Multilit delivery, equipping them with the necessary skills to effectively support students at risk and promote their academic success.

Positive Partnerships

Fostering robust partnerships within the extended school community

- Expanded opportunities for parental engagement with the school post-COVID-19 restrictions, fostering stronger collaboration and involvement in the educational journey of students.



- Enhanced communication accessibility by adopting a modern newsletter format optimized for seamless viewing on mobile devices
- Established partnerships with service providers and local business owners, ensuring the successful implementation of a comprehensive Work Placement program that enriches students' learning experiences and prepares them for future endeavours.
- Significantly increased staff participation in Leadership Professional Learning (PL) sessions facilitated by the Great Southern Schools Network, fostering professional growth and collaboration among educators within the community.
- Established Shooting Stars program at Wagin DHS as part of a satellite trial.